



Contour[®] plus ONE[»]

Blood Glucose
Monitoring System

Creating Test Reminder Plans with the **CONTOUR™ DIABETES** app

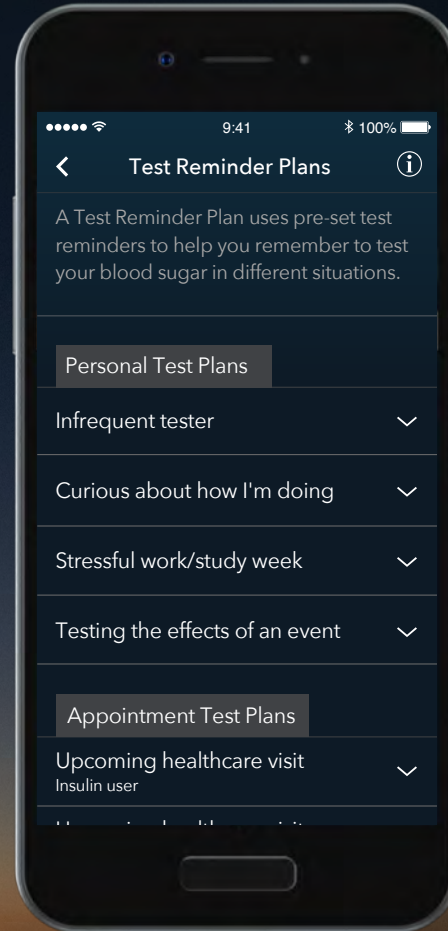


Always consult with your healthcare provider prior to making changes to treatment, diet or exercise.



**Contour[®]
plus ONE[»]**
Blood Glucose
Monitoring System

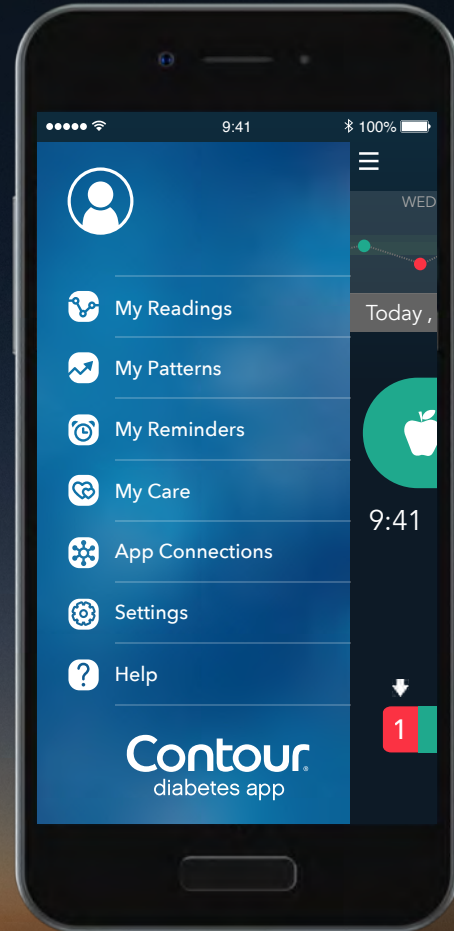
Test Reminder Plans help you optimize your monitoring to provide readings that give you a more meaningful overview of your blood glucose.



Contour[®]
plus ONE[»]
Blood Glucose
Monitoring System

1. Test Reminder Plan

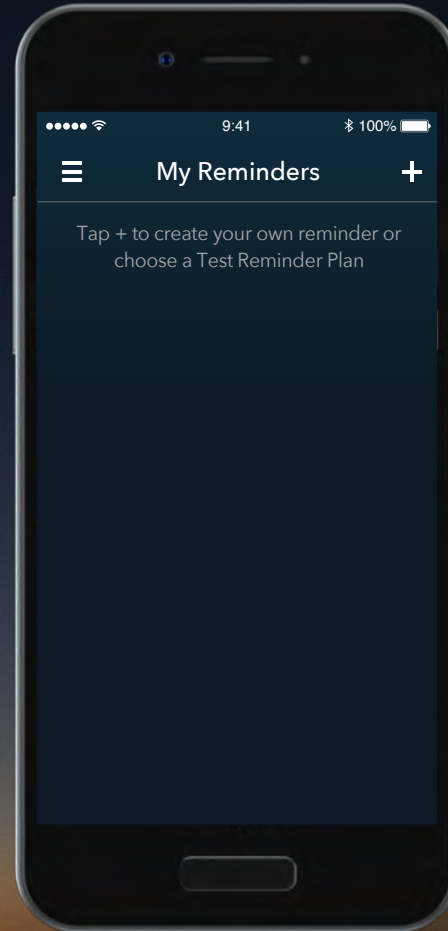
You can choose a **Test Reminder Plan** by choosing **My Reminders** from the **Main Menu** and then tapping **+**.



Contour[®]
plus ONE[™]
Blood Glucose
Monitoring System

1. Test Reminder Plan

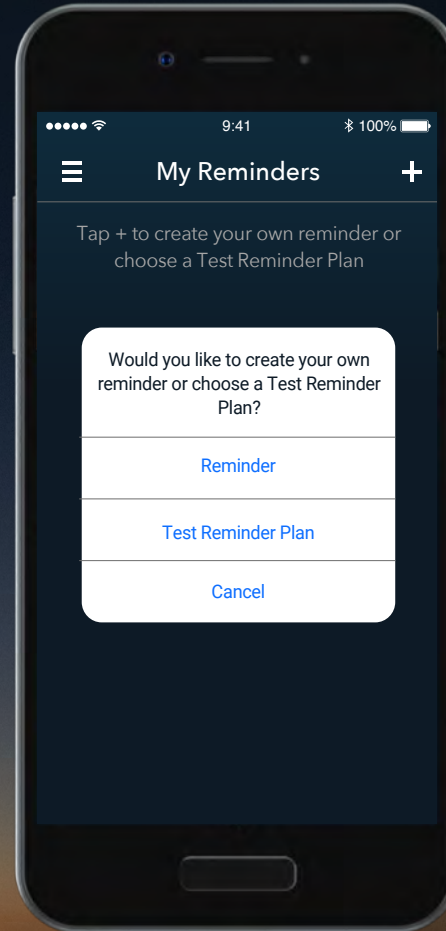
You can choose a **Test Reminder Plan** by choosing **My Reminders** from the **Main Menu** and then tapping **+**.



Contour[®]
plus **ONE**[™]
Blood Glucose
Monitoring System

1. Test Reminder Plan

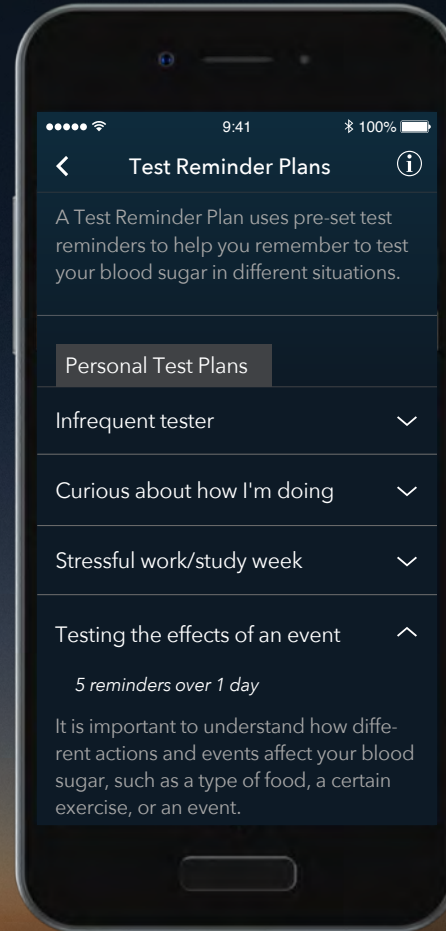
Choose **Test Reminder Plan** to create a Test Reminder Plan.



Contour[®]
plus **ONE**[™]
Blood Glucose
Monitoring System

2. Test Reminder Plan

Select the **Test Reminder Plan** you want to work with.

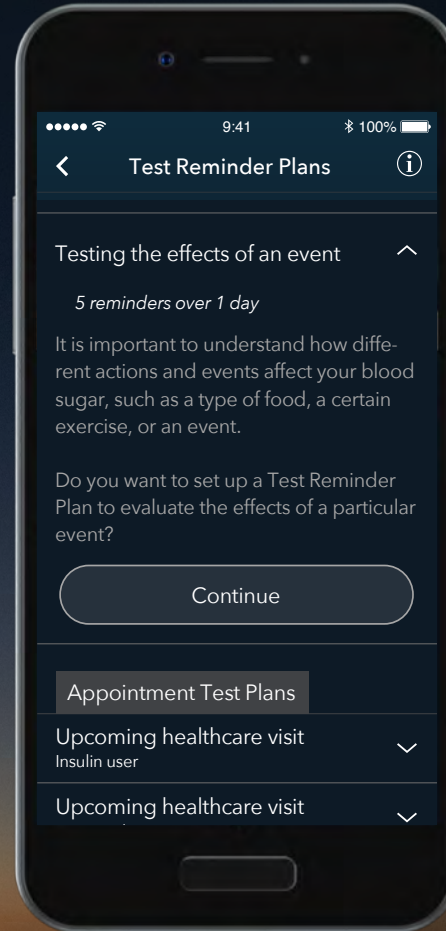


Contour[®]
plus ONE[»]
Blood Glucose
Monitoring System

2. Test Reminder Plan

Select the **Test Reminder Plan** you want to work with.

Tapping the arrow next to each plan will tell you more about it.



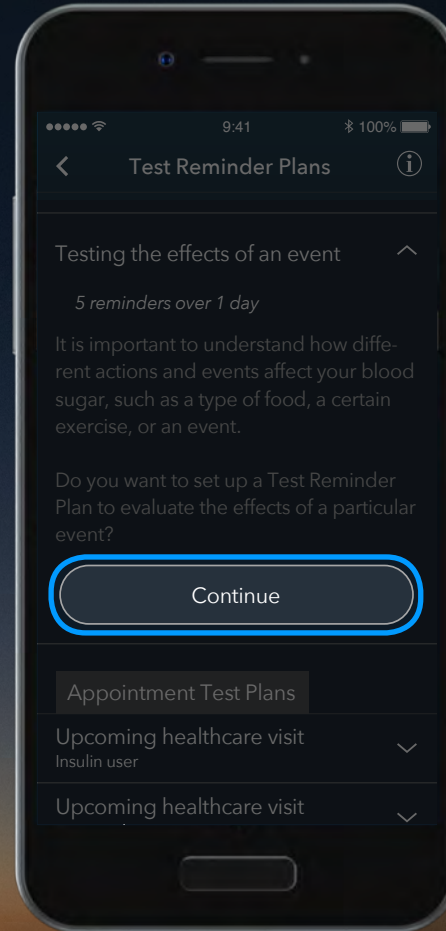
Contour[®]
plus ONE[»]
Blood Glucose
Monitoring System

2. **Test Reminder Plan**

Select the **Test Reminder Plan** you want to work with.

Tapping the arrow next to each plan will tell you more about it.

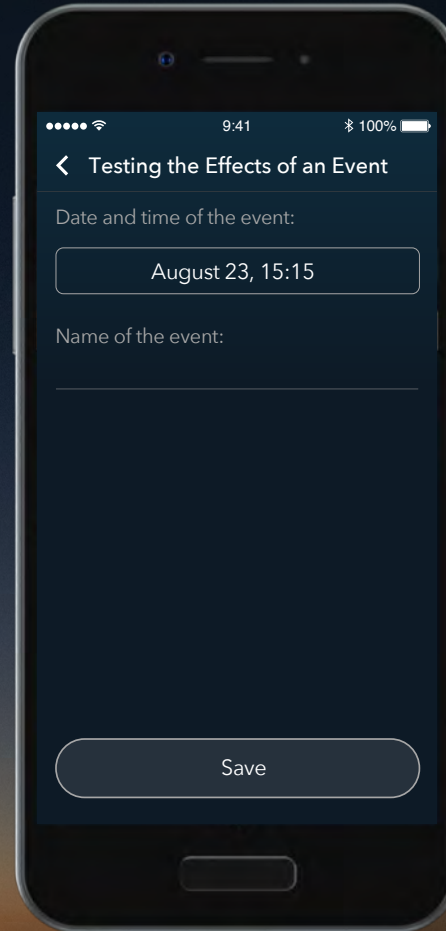
Select **Continue** to customize your chosen **Test Reminder Plan**.



Contour[®]
plus ONE[»]
Blood Glucose
Monitoring System

3. Test Reminder Plan

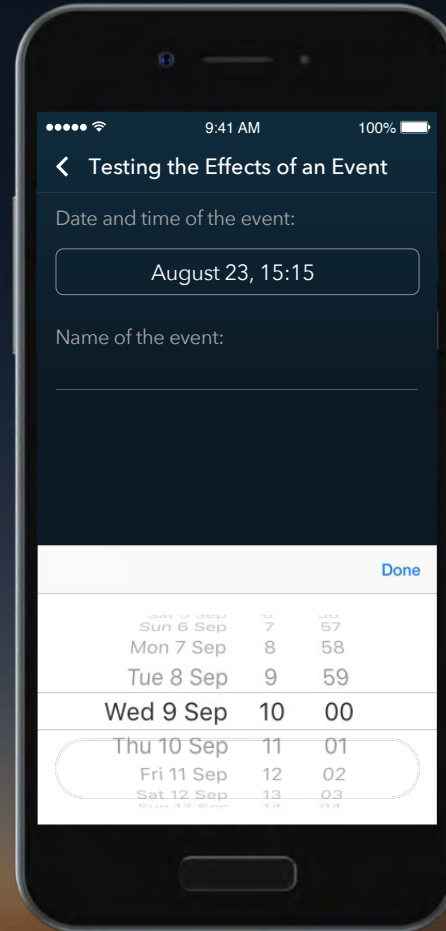
Tap the date and time button to set the date and time of the event you want to track.



Contour[®]
plus ONE[»]
Blood Glucose
Monitoring System

3. Test Reminder Plan

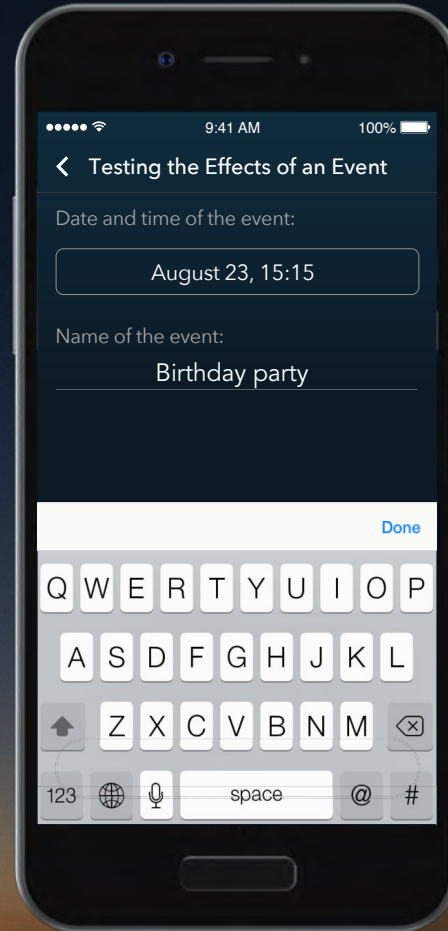
Tap the date and time button to set the date and time of the event you want to track.



Contour[®]
plus ONE[»]
Blood Glucose
Monitoring System

3. Test Reminder Plan

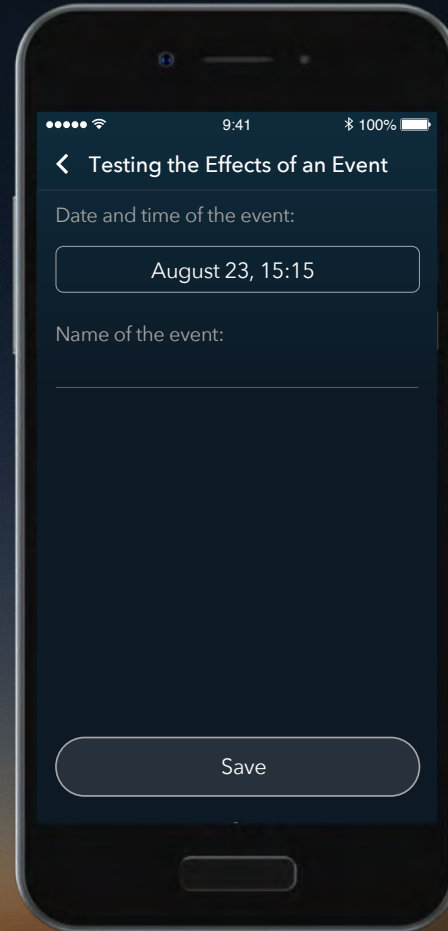
Tap the Event Name area to open the keyboard and name your event.



Contour
plus ONE
Blood Glucose
Monitoring System

3. Test Reminder Plan

Tap **Save**.

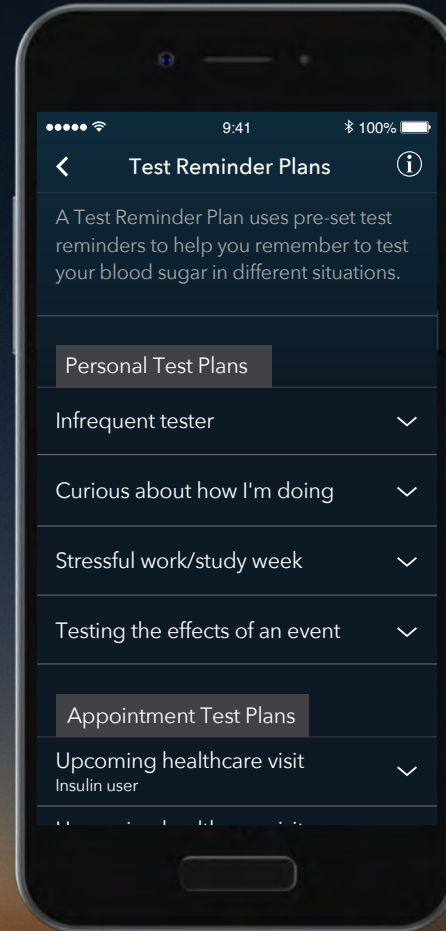


Contour[®]
plus **ONE**[™]
Blood Glucose
Monitoring System

3. **Test Reminder Plan**

Tap **Save**.

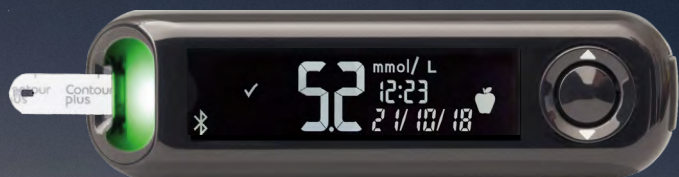
Your **Test Reminder Plan**
is now activated.



Contour
plus ONE
Blood Glucose
Monitoring System

Talk to your Healthcare Professional and refer to the product user guide if you have any questions about the **CONTOUR[®]PLUS ONE** smart meter or the **CONTOUR[™] DIABETES app**.

For more information, and to find out whether these products are available in your country, visit **diabetes.ascensia.com**.



Hypothetical patient data for demonstration purposes only. Always consult with your healthcare provider prior to making changes to treatment, diet or exercise.



Apple and the Apple logo are trademarks of Apple Inc., registered in the US and other countries. App Store is a service mark of Apple Inc. The Bluetooth word mark and logos are registered trademarks owned by Bluetooth SIG, Inc., and any use of such marks herein is under licence. Google Play and the Google Play logo are trademarks of Google Inc.

Ascensia, the Ascensia Diabetes Care logo and Contour are trademarks and/or registered trademarks of Ascensia Diabetes Care Holdings AG.

Date of preparation: February 2018 Code: G.DC.10.2017.52580

© Copyright 2017 Ascensia Diabetes Care Holdings AG. All rights reserved.

**Contour[®]
plus ONE[™]**
Blood Glucose
Monitoring System

diabetes.ascensia.com



Contour[®]

diabetes solutions